



# Kirby Morgan Dive Systems, Inc.®

1430 Jason Way Santa Maria, California 93455

Phone: 805/928-7772 Fax: 805/928-0342

www.KirbyMorgan.com email: kmdsi@KirbyMorgan.com

## Part #525-356 SL 17C, 17K, KM 37 and 57 with 455 Regulator Soft Goods Overhaul Kit

PART #	DESCRIPTION	QTY	PART #	DESCRIPTION	QTY
210-055	O-ring, Balanced	2	510-550	Valve, Oral Nasal	1
210-060	Valve Seat	1	510-561	Valve, Water Dump, Black	1
220-056	Lever Bearing Clip	1	510-776	Exhaust Valve	3
310-003	O-ring	3	510-789	Diaphragm Assembly	1
510-007	O-ring	4	520-024	Packing	1
510-008	O-ring	2	520-030	Washer	1
510-010	O-ring	3	520-031	Washer	1
510-011	O-ring	2	520-033	O-ring, Teflon®	1
510-012	O-ring	2	520-042	Tie Wrap	4
510-015**	O-ring	3	520-167	Teflon® Washer for Swing Catch	1
510-017	O-ring	1	525-032	Kit, Whisker Clamp Replacement	1
510-018	O-ring	1	525-330	One Way Valve Kit	1
510-019	O-ring	1	530-028	Lock Nut	1
510-029	O-ring	1	540-095	Packing Washer	1
510-033	O-ring	2	540-531	Lock Clip	1
510-260	O-ring, View Port	1	550-640	Shaft Bearing Clip	1
510-450	O-ring, Neck Ring	1			
510-481	O-ring	1			
510-490	O-ring	2			

**\*See next page for O-ring Identification**

**\*\*One extra P/N 510-015 O-ring has been added**

O-rings should be lightly lubricated with food grade silicone Dow Corning® 111 or equivalent in accordance with the operations and maintenance manual. Christo-Lube® may also be used. At a minimum, all helmet or BandMask® O-rings should be replaced at least once a year in accordance with the A2.1 checklist for the helmet or mask being inspected. During daily and monthly maintenance, O-rings and valves may be reused providing no damage or deformation is found. O-rings and valves may require replacement more often than yearly if the helmet or mask use is extreme, or if the helmet or mask is used in waters containing oil or chemical contamination. Daily cleaning and inspections as well as performing the monthly inspection (A2.2 checklist) will identify the need more accurately than simply placing a number of hours between overhaul. Store spare O-rings, valves and soft goods in a cool, dark, dry place. Avoid prolonged exposure to temperatures above 90 degrees Fahrenheit and/or exposure to ultra violet rays. Do not lubricate exhaust valves. Lubricating valves can cause dirt to stick, allowing leakage.



# Kirby Morgan Dive Systems, Inc.®

1430 Jason Way Santa Maria, California 93455

Phone: 805/928-7772 Fax: 805/928-0342

www.KirbyMorgan.com email: kmtdsi@KirbyMorgan.com



**310-003**

1. Low Pressure Side Block Port Plug (*Bottom*) (Qty. 1)
2. Regulator Body LP Port Plugs (Qty. 2)



**510-007**

1. Water Dump Adapter Cover (Qty. 4)



**510-008**

1. Nose Block Shaft (Qty. 2)



**510-010**

1. Nose Block Guide Seal (Qty. 1)
2. Steady Flow (Qty. 1)
3. Reg. Adjustment Nipple (Qty. 1)



**510-011**

1. Regulator Adjustment Knob (Qty. 2)



**510-012**

1. Bent Tube (Qty. 1)
2. Flex Knob Adjustment Shaft (Qty. 1)




**510-015**

1. Bonnet Nut for Steady Flow (Qty. 1)
2. Regulator Main Tube (Qty. 2)




**510-017**

1. Bent Tube Adapter (Qty. 1)



**510-018**

1. Regulator Adjustment Knob Packing Nut (Qty. 1)




**510-019**

1. Regulator Exhaust (Qty. 1)



**510-029**

1. Comm Port (Qty. 1)



**510-033**

1. Quad Exhaust Cover (Qty. 2)



**510-481**

1. Comm Packing Gland (Qty. 1)



**510-490**

1. Regulator Mount Nut (Qty. 2)



**520-033**

1. Bent Tube (Qty. 1)

## NOT SHOWN

**510-260** 6.5" × 0.153"

1. Face Port O-ring

**510-450** 9" × 0.278"

1. Neck Ring O-ring

